



# Welcome to Haddenham Community Junior School

*"Dare to fall, learn to fly."*





# Our Year 3 Family



**Miss Sweeney**



**Mrs Tibbs**



**Miss Newitt**



**Mr Gore**



# All About Me




## Mr Gore



I love crisps!

Especially chilli

flavoured—I can eat  
a whole family bag!



My favourite colours  
are:

blue and green



My favourite animal is:

A red panda—they look  
so cute!



If I could travel anywhere  
in the world I would visit:  
Japan to ski and relax in  
the beautiful mountains.



I would like to get better at:

- ♦ Eating healthily!



- ♦ I'm really good at:
- ♦ Recognizing flags  
and capital cities of  
countries
- ♦ Doodling!



My favourite subjects to teach  
are:

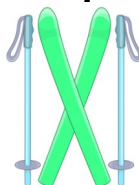
PE, ICT and Maths!

Next year in Year 3, I am look-  
ing forward to:

- \* Meeting new children
- \* Making stone age woolly  
mammoths!

I also love:

Skiing and coding!





# All About Me



## Mrs Tibbs



My favourite colour is **yellow** – the colour of sunflowers and bananas!




My favourite food is seafood! I love fruit salad and anything with chocolate in it!

My favourite animal is a guinea pig. My guinea pig is called Humpty and he is 5.



I'm really good at listening, finding solutions and..... cartwheels!



I'd like to get better at sawing in DT and remembering where I put things!



If I could travel anywhere, I would travel to Barcelona to see all the beautiful buildings!

My favourite subjects to teach are the ones where we can use our outdoor spaces.



Next year we are looking forward to meeting you all and having lots of fun!



# All About Me



## Miss Newitt

My favourite colour is blue like oceans and bluebells!



I love Chinese, Indian or Italian food—my favourite is risotto!



My favourite animal is an elephant. I spent a day with a herd of elephants whilst travelling in Asia and bathed them. This is one of my favourite memories.



I would like to get better at:

- Exploring more of our beautiful outdoor environments within Oxfordshire/ Buckinghamshire
- Playing an instrument
- Learning a foreign language



I'm really good at:

Cooking and playing with my cats and dog.

My favourite subjects to teach are:

- ♦ Design and Technology because I love making things—especially cooking!
- ♦ PE—specifically gymnastics as I used to be a European Champion!



I would love to travel to Japan to see the Blossom—I think it looks pretty and peaceful. I would also love the food!!



Next year in Year 3, I am looking forward to:

- Meeting my class and having lots of fun!!



# All About Me



## Miss Sweeney



My favourite animals are cats because they're like hot water bottles that purr loudly when they are happy!



My favourite colour is green (although I like lots of others - there are so many to choose from!)


My favourite subjects to teach are DT, maths and science because I like figuring out how things work!

I would like to get better at being more eco-friendly (and eating more fruit!)

I'm really good at:

- ♦ making Marmite sausage rolls
- ♦ drawing
- ♦ singing
- ♦ sudoku!

I love prawns! With an avocado, in my mum's fish pie or (best of all) in an M&S prawn and mayo sarnie!!!  
YUM!



You might already know me from Maypole



(I'm also quite partial to a chocolate orange!



If I could travel anywhere in the world, I would go to Italy by train! I've never been, and there are just so many amazing things to see, and SO MUCH delicious food to eat, like gigantic lemons, tiramisu and proper pizza!!

Next year, I am really looking forward to growing lots of plants, sewing and woolly mammoths!



# Our School Values



***“Values are principles that guide our thinking and behaviour.”***

What appears to be missing from many communities such as schools, families and businesses is a shared common vocabulary, based on universal positive human values, which can provide a sense of direction and vision about how to create a flourishing society. (Dr Neil Hawkes 2014)

The Values based Education (VbE) work here at Haddenham Community Junior School aims to achieve exactly that ...create a flourishing **school** community. It provides a framework for enabling our pupils to become thinking, self-responsible and caring citizens. VbE is a collaborative approach that encourages self-responsibility and positive relationships. At HCJS it is our aim to raise standards by promoting a school ethos which is underpinned by core values. These values support the development of the whole child as a reflective learner within a calm, caring, happy and purposeful atmosphere.

Values are principles that guide behaviour. At HCJS, adults are encouraged to model values and to give time for reflective practices. We believe that this empowers individuals to be effective learners and good citizens.

## **Our Values**

We have four core school values that will guide children's choices, behaviour and learning. These values are the basis of all our other values teaching and will help children understand that all the values we teach and promote are interconnected.

Our core values are:

- Respect
- Resilience
- Empathy
- Reflection

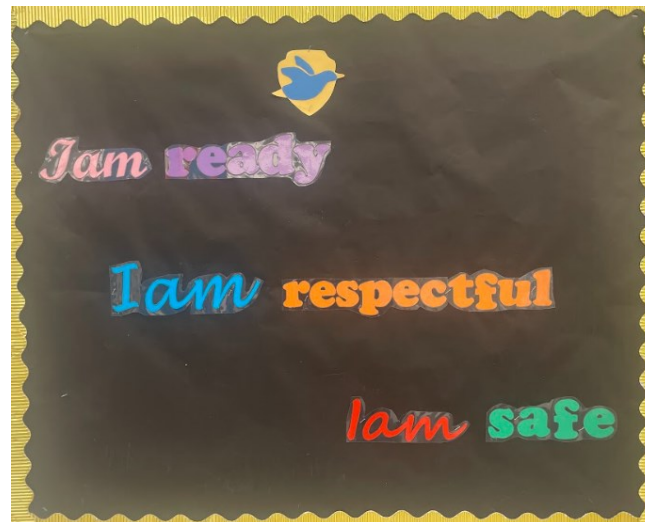
## **Our Ethical Vocabulary**

Each core value is linked to a number of other values (19 in total). We take one each month, continuing until all are covered, at which point we start again. Each value is introduced to the students in a variety of ways, repetitively through the whole of the school system. Typically, they will be integrated within assemblies, lessons, art, exercise, playtime, prize giving. Posters will be drawn and put on walls and the entrances. The key messages are explicit and continually reinforced throughout the month. Through this process, the students (and adults) establish what we refer to as an Ethical Vocabulary. This vocabulary is key to the creation of a strong learning environment that enhances academic achievement and develops pupils social and relationship skills that last throughout their lives.

RESPECT	RESILIENCE	EMPATHY	REFLECTION
Stewardship	Creativity	Co-Operation	Gratitude
Courtesy	Positivity	Humility	Patience
Tolerance	Courage	Kindness	Peace
Friendship	Commitment	Compassion	Diligence
Responsibility	Adaptability		Integrity



# Our School Rules



## **“Be READY, be RESPECTFUL & be SAFE”.**

We believe our pupils can use these simple words to help them in school and to understand what excellent behaviour may look like when they are ready, respectful and safe.

Below is some exemplification of what this might be:

We are **READY** to learn – We arrive at school on time. We have the correct uniform and PE kit. We have our equipment ready. We show that we are listening and our minds are ready to try our very best.

We are **RESPECTFUL** – We listen when others speak and we respect the property of our friends and the school. We respect that other people have different ideas, beliefs and backgrounds to our own. We respect that people may look different and have different needs but we all feel the same emotions. We respect the law and the rules of school and society.

We are **SAFE** – We move around school in a safe manner. We follow instructions to keep ourselves safe. We use equipment safely. We stay safe online and make safe choices in our community.



## **Choice and Consequence**

We believe in clear choice and consequence at HCJS.

We adopt a restorative approach to teaching behaviour.

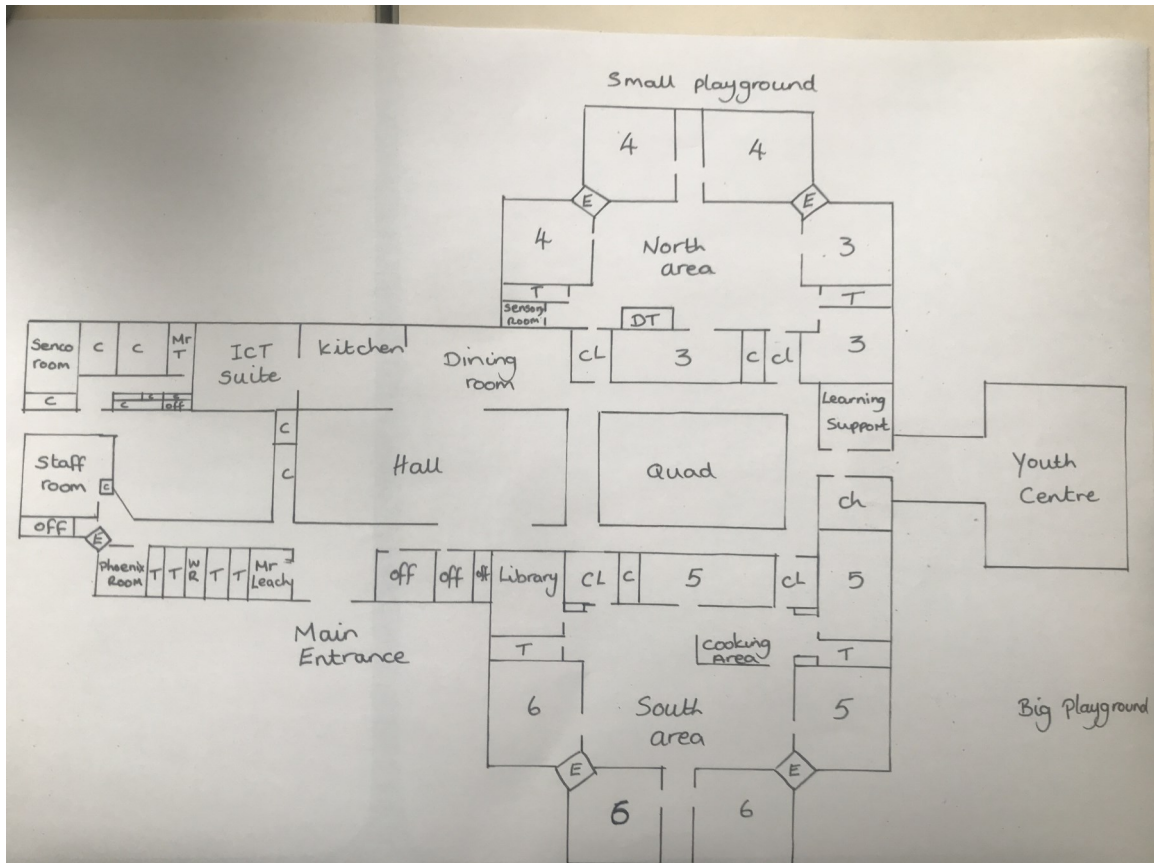
We believe in teaching behaviour choices

We believe all behaviour is communication

Please see our behaviour and relationships policy on website



# Our School Map





# Our Classes



At HCJS there are 3 classes per year group. Year 3 is made up of 3GT, 3S and 3N. You have already met each of the teachers, so let's have a look inside the classrooms.





# Our Routines and Equipment



- In the morning, between 8:40 and 8:55, we enter the school site via the black gate on the main playground. We walk across the MUGA. Year 3 or 4 teachers will be there to greet the children. The whistle goes at 8:55 and children line up and enter the building for learning.

- When we enter the school building, we go straight to our lockers where we put our coats and bags. Our PE kits live there too!

- The lockers measure: H 440mm, D 340mm, W 290mm



- If you bring a lunchbox from home, then you put it on the trolley near your classroom and you take your water bottle into your classroom. Please **name and label** all items.
- On the back of our chairs, we have pouches. If you look carefully, you will see them in the picture. Your pouches will hold your whiteboard, board pen and wipe, a maths resource wallet, headphones, reading book and pencil case.

- Pencil cases should be **small and simple!** They should contain 2 writing pencils, a rubber, a pair of scissors, a pink polishing pen, a small ruler and a glue stick. More information regarding equipment will be given during the Parent meeting.





# Our Routines and Equipment



- Headphones are another essential piece of equipment! We are very lucky to have the use of iPads on a daily basis for core skills learning, so you will need a small, inexpensive set of **named headphones** to hear instructions given from set programs.
- During break we have an opportunity to have a snack brought from home; this must be a vegetable or a piece of fruit.
- When it's lunch time we wash our hands and walk to the dining hall where we queue for school lunches or go through to the hall with our packed lunches.
- Every day, at hometime we need to make sure that we take our coats, water bottles, lunch boxes and reading books home.
- Reading is the window to the world. We ask that Reading books and reading records come to be in school EVERY day.





# Our Learning Areas



We are very lucky to have a large and vibrant school campus. Some of the learning areas you will be using next year include: the ITEM room, the North Shared Area, the Hall and Community Hall, the Quad, and the Outdoor Classroom to name a few. Here are some pictures of some key learning areas.



## The North Area:

A shared area used for a range of activities from small group work to art and DT projects. This is home to our new year 3 and 4 library. You'll be some of first children to use it!



## The School Library

A place to log books in and out. There are lots of books that link to our topics. Mainly used by the upper school but we do get access.





### **Our Outdoor Classroom:**

Just on the edge of our small woodland area, within our school grounds, lies our new outdoor classroom. At HCJS, all children will have an opportunity to learn outside the classroom and utilise this new resource.

We are passionate about inclusion and meeting the needs of our pupils. If parents have any queries relating to SEND or Pastoral Provision please contact Caroline Armstead at [senco@haddenhamjun.co.uk](mailto:senco@haddenhamjun.co.uk) or through the main office.







**Our**  
**STEM**  
**Room**  
**(currently**  
**by under-**  
**going a**  
**make over)**



## **Our Hall**

This is the hall. PE, assemblies, plays and special learning days take place here.



## **The Quad:**

An outdoor space, at the heart of our school. We use this space for outdoor learning and small group work. Recently we have built a new pavilion in the middle for quiet reading and learning outside the classroom. Year 6 have the privilege to eat lunch here too.



## **The Lunch Hall:**





# Our School Day



**Below is an example timetable of a school day at HCJS.**

8:40— Gates open for children and families to drop off

8:55— Whistle blows for school entry

9:00— Register

9:10– 10:50— Learning Time

10:50– 11:10 Break

11:10—12:15 Learning Time

12:15—1:15 Lunch Time

1:15-1:35—Assemblies

1:15-3:25 - Learning Time

3:25 - Pick up



## **Pick up and Drop off:**

As a Year 3 team, we are very aware that moving up to HCJS is a big step for your children and drop off can be stressful for both child and parent. Therefore we are happy for you to come across to the MUGA with your child and you are welcome to stay until the whistle blows. We would encourage you to build your child's confidence so that they are happy to come in unaccompanied by the end of September. Children then line up in classes before walking around to the lower school area. At the end of the day, we line the children up and only let them go if we see a the designated adult for pick up.



# Our Topics



Here at HCJS we believe in holistic and cross-curricular topic based approach to teaching and learning. We like to immerse ourselves in the topic and use trips, special wow days and practical outdoor learning as our drivers. We change our topics termly. A detailed topic web is posted at the beginning of each term for both parents and children. Here is a brief overview to whet your appetite.

## **Autumn term:**

### **Lets Rock!**

A history focused topic that includes learning about: Stone age, Rocks and soils and instructional writing among others things.

## **Spring Term:**

### **Adventure Awaits!**

A science focused topic that includes learning about: Pirate history and geography, forces and magnets and materials in Science and a practical DT project in preparation for Pirate day!

## **Summer Term:**

### **A 'Dahlicious' Invasion**

A topic which encompasses lots of healthy eating, Design and technology projects, an author study and a Roman invasion!



# Our Houses



We have 4 houses at Haddenham Junior School. These are named after places close to Haddenham.

**Buckingham:** the county town of Buckinghamshire

**Chiltern:** named after the Chiltern Hills around us,

**Vale:** Haddenham is in the Vale of Aylesbury

**Ridgeway:** Britain's oldest road and which winds through Buckinghamshire.

The Houses have colours, and these are:

**Buckingham**

**Ridgeway**

**Chiltern**

**Vale**

- When you join the school you will be put into a house. If you have a brother or sister already at the school you will be put into the same house. You will wear the colours of your house as your PE kit and you might work with other people in your house in different lessons.
- You can earn points for your house! These are called Dojos, and your teachers might give them to you for trying really hard, or for being kind, for fantastic work, or for other great things that you do!
- Each House has a Year 6 House Captain and Deputy House Captain. There are also Sports Captains who represent the Houses on Sports Day and at other times.
- Another way that we celebrate at school is with our Learner of the Week Assembly. Each week your teacher will choose a Learner of the Week and they will be given a certificate and a big clap in assembly.



# Our Playtimes



At HCJS, we have a terrific outdoor play area. Lots of space for outdoor games, play and adventures. We have two play areas, a small woodland area and two large grass fields. There is also a quiet zone, a pond area, a wild habitat, an outdoor gym, a Multi Use Games Area (MUGA), a climbing wall, an assault course, three basketball hoops and target walls! These, of course, are shared out between each year group throughout the week.

Below is an example timetable:

PLAYGROUND ACTIVITY ROTA				
	MUGA	Tyres and climbing wall	Assault course	Target wall/ Basketball hoops
Monday	Year 6	Year 3	Year 4	Year 5
Tuesday	Year 5	Year 6	Year 3	Year 4
Wednesday	Year 4	Year 5	Year 6	Year 3
Thursday	Year 3	Year 4	Year 5	Year 6
Friday	Girls only	Year 3	Year 3	Year 6

There are friendship benches dotted around the school, as well as Year 6 play leaders to facilitate games for the younger children. In the first few weeks, we usually suggest Year 3 pupils play and socialise on the back playground and field before getting more comfortable and exploring the wider playground.



# Our Play Spaces



## **The MUGA:**

The Multi Use Games Area is a large space used for PE and play-times. Check the rota each week for Year 3's day.



## **The Mini MUGA and Outdoor Gym:**

The mini MUGA and Outdoor Gym area spaces on the back playground. Our Year 6 Play leaders lead games here for you to join in with.







## The Climbing Wall and Tyres:

Check the playtime rota  
for when it's Years 3's  
time on these .





### The Playground:

On the playground we have a range of play equipment for you to enjoy, including basketball hoops, football goals and table tennis tables. We also have quiet spots and benches dotted around the playground if you need a rest or a chill out.





## **Year 6 Peer mentors:**

Next year will be our 4th year of running a successful Peer Mentor programme at HCJS. We run it in association with the mental health charity, Buckinghamshire Mind. Each year 15 new peer mentors are chosen from year 5 and undergo a day's training with Buckinghamshire Mind on issues around mental health, safeguarding and confidentiality. They are then active in their role when they move into year 6. They act as playground buddies, supporting children on the playground. They also offer a drop in service at least twice a week where children can go for additional support or someone to talk to. We are very proud of the work they do in our school.







### **Our Wildlife Area:**

We have a pond, Bug Hotel, Insect Inn and the Mini Beast Manor in our Wildlife Area. You'll get lots of opportunities for outside learning.





# **Our Home and Online Learning**



Here at HCJS, we have a vast and varied range of home and online learning tools. By the end of Year 3, we aim for children to be able to use the Google Classroom and aim for the children to have begun to establish some independent learning behaviours.

## **Homework:**

This year we would like to approach homework with a creative and child led focus. Homework will be either longer term structured projects or a choice from a termly homework grid. More information on this will be given at the “Meet the Teacher” session in September. This will be combined with work from our online learning platforms.

## **Online learning platform:**

- TT Rockstars; a fun and engaging times table program
- SumDog; maths lessons online that supplement lessons
- Purple Mash; a comprehensive child centred ICT platform
- Spelling Shed; a fun and engaging spelling program
- Class Dojo; a positive behaviour management tool
- Google Classroom; an online learning platform which we use for homework and collaborative learning.

## **Other Online Communications**

- School Twitters accounts @HcjsHeadteacher @HCJSsports @HCJPTA
- School Website [www.haddenhamjun.co.uk](http://www.haddenhamjun.co.uk)
- WEDUC— Our parent - teacher - school communication App



# **Our Wrap Around Care**



## **W.A.S.P.S (Wychert After Schools Play Scheme)**

A wrap around care provision ran on the Haddenham Community Infants School Site. Children from HCJS are picked up from the North Area at the end of school and walked across to WASPS.

## **Happy Hedgehogs**

A wrap around care provision ran out of Haddenham St Mary's. Children are collected by Happy Hedgehogs staff at the end of the day in the playground.

## **Clubs**

We offer a range of clubs throughout the year, from football to tennis to choir and Art club. More information will be available in September.