

Buckinghamshire Secondary Transfer Test

Familiarisation Booklet

This booklet is for pupils who are planning to take the Buckinghamshire Secondary Transfer Test this year. It will help you to prepare for your test.

The booklet:

- tells you how the test is structured
- introduces you to the different sections in the test
- gives you examples of how to record your answers.

It also has examples of some of the types of questions that you may see in your actual test.

Contents

About the tests	3
About the test sessions	4
What you will need for the tests.....	5
How to mark your answers	6
Sample questions and answer sheets	6
Verbal Skills	7
English.....	8
Verbal Reasoning	10
Sample answer sheet	13
Mathematical & Non-Verbal Skills.....	14
Non-Verbal Reasoning	16
Mathematics	23
Sample answer sheet	25
Practice questions: answers and solutions.....	26

About the tests

The aim of the Buckinghamshire Secondary Transfer Test is to assess whether grammar school is a suitable option for you.

There are two tests. Each test has its own test booklet. One test has questions testing English and verbal reasoning skills; the other tests non-verbal and mathematical skills.

All the questions are multiple-choice. You read each question and choose the answer you think is correct and then mark it on the separate answer sheet.

Your completed answer sheets will be marked by a computer, so you need to make sure your marks are clear.

Practice tests

There are also two practice tests, usually taken two days before the main tests, although these are not compulsory. These tests are just like the main tests, but they are shorter.

About the test sessions

Before each test begins, you will be asked to check that your name and date of birth are correct on your answer sheet.

Instructions for the tests are read out on an audio soundtrack. You need to listen very carefully to these as they tell you what to do, when you can start and when you must stop.

You need to work through the questions in the order in which they appear in the test and follow the instructions you are given. If you get stuck on a question during the test, leave it and move on; you can return to it if you have any time left at the end of that section.

There are instructions at the bottom of each page. Read these carefully as they tell you what to do next:

Please go on to the next page >>>

Do not turn over until you are told to do so



End of test paper

What you need for the tests

You will need:

- two HB pencils
- an eraser

These need to be in a **transparent** bag or pencil case.

You are **not** allowed any of the following:

- mobile phone or tablet
- any other electronic or recording device
- any watch
- calculator or mathematical instruments, e.g. ruler, protractor
- any kind of pen or propelling pencil
- scrap paper
- dictionary

How to mark your answers

You will need to mark your answers on a separate answer sheet. There will be a different answer sheet for each test.

You must mark your chosen answer to each question by drawing a firm line through the small box next to your answer (see page 13 for an example of this).

For some questions you may be asked to mark two answers, so make sure you read each instruction carefully.

Make sure you mark your answer in the box that has the same number as the question you are working on.

You can do any rough working in the test booklet, but **do not do any rough working on the answer sheet.**

If you make a mistake, rub it out as completely as you can and put in your new answer. Do **not** cross out answers as the computer will not be able to recognise your final answer.

Sample questions and answer sheets

There are some sample questions and answer sheets in this booklet so that you can practise doing some questions and recording your answers. These answer sheets have example questions with the answers already marked, so you can see exactly how to record your answers.

The answers to the practice questions and their solutions are provided at the end of this booklet.

Verbal Skills

What you will be tested on

- **English:** This tests your reading, grammar, punctuation and spelling skills.
- **Verbal Reasoning:** This tests how well you can work out and apply rules and relationships between words and letters.

How long will the test last?

The Verbal Skills test takes around **1 hour**:

- **English:** 25 minutes (plus 5 minutes practice)
- **Verbal Reasoning:** 20 minutes (plus 5 minutes practice).

During the test, there will be times when you need to sit and listen to instructions or to wait. The audio will guide you through the test and tell you when to move on to the next section.

Remember, you must **STOP** when you see this instruction:

Do not turn over until you are told to do so



and you must work through the questions in the order in which they are printed.

What types of question will be asked?

English

There is a text for you to read and then some questions about what you have read.

There are also questions that may ask you to spot a spelling or punctuation mistake in a sentence, or you may be shown a sentence with words missing and be asked to pick the best word to complete the sentence.

Verbal Reasoning

Verbal reasoning questions require you to think about words and letters and the relationship between them.

This booklet includes examples of some of the question types for Verbal Reasoning that you may see in your actual test, **but**, in the actual test, you may see different types of questions to those shown here.

Example Verbal Skills questions

This section includes example questions for you to practise on. An answer sheet is included at the end of the Verbal Skills questions on page 13. You should use that answer sheet to practise recording your answers for each question.

Answers and solutions to the questions are included at the end of this booklet on page 26.

English

Reading comprehension

Read this passage carefully, then answer the questions that follow.

The Amazon rainforest

1. The Amazon rainforest is the largest rainforest in the world; it is so vast that it covers land belonging to nine countries, from Brazil to Bolivia. It is three times bigger than the world's second largest rainforest, the Congo Basin, and around twenty-eight times the size of the United Kingdom.
 5. It is no surprise that such an enormous space is home to millions of species of birds, insects and plants. Animals that call the Amazon home include jaguars, frogs and dolphins. The plants of the Amazon help to regulate the global climate, and many grow ingredients that we rely on in our everyday lives. For example, over 25% of modern Western medicine can be attributed
 10. to rainforest plants.
-

Please answer these questions. (Look at the passage again if you need to.) You should choose the **best** answer and mark its letter on your answer sheet on page 13.

P1

In which of the following places can parts of the Amazon rainforest be found?

- A** United Kingdom
- B** Europe
- C** Bolivia
- D** Congo Basin
- E** Africa

P2

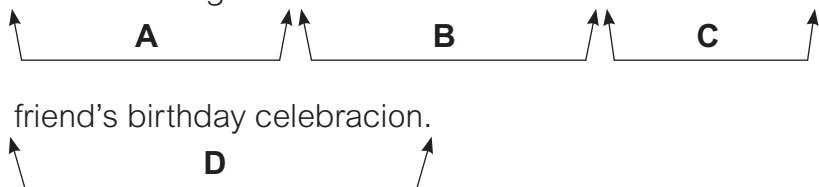
Which of the following is closest in meaning to 'rely'? (line 8)

- A protect
- B depend
- C respond
- D help
- E develop

Spelling

In these sentences there may be some **spelling** mistakes. In each sentence there is either **one** mistake or **no** mistake. Find the group of words with the mistake in it and mark its letter on your answer sheet. **If there is no mistake, mark N.**

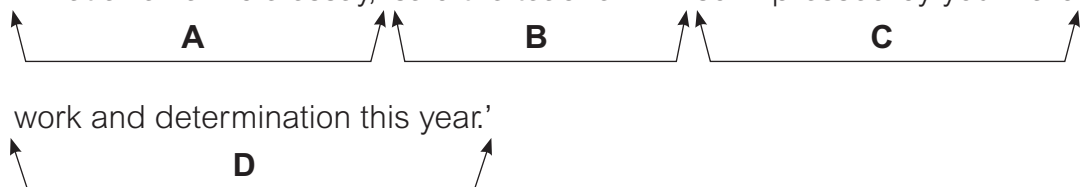
Example

Amir was delighted when he received an invitation to his

 friend's birthday celebracion.


In this question, 'celebracion' is the word with a spelling mistake. The correct spelling is **celebration**. The correct answer is option **D** and this has been marked on the answer sheet on page 13.

Now try these two practice questions and mark your answers on the answer sheet on page 13.

P3

'What a remarkable essay,' said the teacher. 'I'm so impressed by your hard

 work and determination this year.'

P4

The beautiful view at the top of the mountain made the challenging

 hike worthwhile.

Verbal Reasoning

Production of words

In these sentences, a word of **four letters** is hidden at the **end** of one word and the **beginning** of the next word.

Find the pair of words that contains the hidden word.

Example

The film ended happily after all.

- A** The film
- B** film ended
- C** ended happily
- D** happily after
- E** after all.

In this question, the last letter of 'film' and the first three letters of 'ended' combine to form the word **mend**. This has been marked on the answer sheet on page 13.

Now try these two practice questions and mark your answers on the answer sheet on page 13.

P1

The formula teaches you how to calculate the circumference.

- A** The formula
- B** formula teaches
- C** teaches you
- D** you how
- E** how to

P2

The crowd roared with laughter after the speech.

- A** The crowd
- B** crowd roared
- C** roared with
- D** with laughter
- E** laughter after

Relationships between words

In these questions, find the **two** words, **one** from each group, that will complete the sentence in the best way.

Example

Big is to (small orange colour) as **wide** is to (apple red narrow).

- | | |
|-----------------|-----------------|
| A small | X apple |
| B orange | Y red |
| C colour | Z narrow |

The words given in the sentence are 'big' and 'wide'. Considering the answer options for each of these words, the theme that best completes the sentence is the opposite of the given size. So the answer is 'Big is to **small** as wide is to **narrow**'. These words have been marked on the answer sheet on page 13.

Now try these two practice questions and mark your answers on the answer sheet on page 13. Don't forget, you must mark **two** answer options on your answer sheet for each of these questions.

P3

Rain is to (flood water stream) as **wind** is to (puff current air).

- | | |
|-----------------|------------------|
| A flood | X puff |
| B water | Y current |
| C stream | Z air |

P4

Stone is to (sculpture mineral natural)
as **plastic** is to (break artificial smooth).

- | | |
|--------------------|---------------------|
| A sculpture | X break |
| B mineral | Y artificial |
| C natural | Z smooth |

Manipulation of letters

A B C D E F G H I J K L M N O P Q R S T U V W X Y Z

The alphabet is here to help you with these questions. Find the letters that will complete the series in the best way.

Example

CQ DQ EP FP [?]

A GP **B** GO **C** HO **D** GR **E** GQ

In this question, the letters are grouped into pairs. The first letter in each pair is in alphabetical order: C, D, E, F. The second letter in each pair features twice in the series, and appears in reverse alphabetical order: Q, Q, P, P. Following this pattern, the next pair of letters after FP must be **GO**, and this pair of letters has been marked on the answer sheet on page 13.

Now try these two practice questions and mark your answers on the answer sheet on page 13.

P5

DR EQ GO HN JL [?]

A LJ **B** LK **C** KK **D** KJ **E** KI

P6

CH FF BD EB [?]

A AZ **B** HB **C** AB **D** HZ **E** BA

VERBAL SKILLS SAMPLE ANSWER SHEET



Candidate's Name

School Name

DATE OF TEST

Day Month Year

CANDIDATE NUMBER

SCHOOL NUMBER

DATE OF BIRTH

Day Month Year

Please mark boxes with a thin horizontal line like this ☒.

ENGLISH PRACTICE QUESTIONS

Pages 8 and 9

P1	A <input type="checkbox"/>	P2	A <input type="checkbox"/>	EXAMPLE	A <input type="checkbox"/>	P3	A <input type="checkbox"/>	P4	A <input type="checkbox"/>
B <input type="checkbox"/>	B <input type="checkbox"/>	B <input type="checkbox"/>	B <input type="checkbox"/>	B <input type="checkbox"/>	B <input type="checkbox"/>	B <input type="checkbox"/>	B <input type="checkbox"/>	B <input type="checkbox"/>	B <input type="checkbox"/>
C <input type="checkbox"/>	C <input type="checkbox"/>	C <input type="checkbox"/>	C <input type="checkbox"/>	C <input type="checkbox"/>	C <input type="checkbox"/>	C <input type="checkbox"/>	C <input type="checkbox"/>	C <input type="checkbox"/>	C <input type="checkbox"/>
D <input type="checkbox"/>	D <input type="checkbox"/>	D <input type="checkbox"/>	D <input type="checkbox"/>	D <input checked="" type="checkbox"/>	D <input type="checkbox"/>	D <input type="checkbox"/>	D <input type="checkbox"/>	D <input type="checkbox"/>	D <input type="checkbox"/>
E <input type="checkbox"/>	E <input type="checkbox"/>	E <input type="checkbox"/>	E <input type="checkbox"/>	N <input type="checkbox"/>	N <input type="checkbox"/>	N <input type="checkbox"/>	N <input type="checkbox"/>	N <input type="checkbox"/>	N <input type="checkbox"/>

VERBAL REASONING PRACTICE QUESTIONS

Page 10

EXAMPLE	P1	P2
A <input type="checkbox"/>	A <input type="checkbox"/>	A <input type="checkbox"/>
B <input checked="" type="checkbox"/>	B <input type="checkbox"/>	B <input type="checkbox"/>
C <input type="checkbox"/>	C <input type="checkbox"/>	C <input type="checkbox"/>
D <input type="checkbox"/>	D <input type="checkbox"/>	D <input type="checkbox"/>
E <input type="checkbox"/>	E <input type="checkbox"/>	E <input type="checkbox"/>

Page 11

EXAMPLE	P3	P4
small <input checked="" type="checkbox"/>	flood <input type="checkbox"/>	sculpture <input type="checkbox"/>
apple <input type="checkbox"/>	puff <input type="checkbox"/>	break <input type="checkbox"/>
orange <input type="checkbox"/>	water <input type="checkbox"/>	mineral <input type="checkbox"/>
red <input type="checkbox"/>	current <input type="checkbox"/>	artificial <input type="checkbox"/>
colour <input type="checkbox"/>	stream <input type="checkbox"/>	natural <input type="checkbox"/>
narrow <input checked="" type="checkbox"/>	air <input type="checkbox"/>	smooth <input type="checkbox"/>

Page 12

EXAMPLE	P5	P6
GP <input type="checkbox"/>	LJ <input type="checkbox"/>	AZ <input type="checkbox"/>
GO <input checked="" type="checkbox"/>	LK <input type="checkbox"/>	HB <input type="checkbox"/>
HO <input type="checkbox"/>	KK <input type="checkbox"/>	AB <input type="checkbox"/>
GR <input type="checkbox"/>	KJ <input type="checkbox"/>	HZ <input type="checkbox"/>
GQ <input type="checkbox"/>	KI <input type="checkbox"/>	BA <input type="checkbox"/>

Mathematical & Non-Verbal Skills

What you will be tested on

- **Non-Verbal Reasoning:** This tests your ability to apply rules and relationships to shapes and patterns and how well you can manipulate shapes and space in your head.
- **Mathematics:** This tests your mathematical and numerical skills.

How long will the test last?

The Mathematical & Non-Verbal Skills test takes around **1 hour**:

- There are 4 smaller sections for Non-Verbal Reasoning of 5 minutes each. Each of these sections begins with an example of the question type with the answer given, and then two practice questions so that you can become familiar with the question type. The example and practice questions are timed separately.
- 25 minutes for Mathematics (plus 5 minutes practice).

There will be times when you need to sit and listen to instructions or to wait for other pupils in the room to finish. The audio will guide you through the test and tell you when to move on to the next section.

Remember, you must **STOP** when you see this instruction:

Do not turn over until you are told to do so



and you must work through the questions in the order in which they are printed.

What types of question will be asked?

Non-Verbal Reasoning

In the Non-Verbal Reasoning section, you will be asked to consider the relationship between shapes. You will need to work out how shapes are similar or different and identify changes between shapes in a sequence. For instance, a shape may be rotated or increased in size. Some questions may also involve codes, where you have to match parts of a shape with a letter or letters.

Other Non-Verbal Reasoning questions test how well you can picture a shape and move it around in your head.

Mathematics

In the Mathematics section you will answer a series of multiple-choice questions, using your mathematical and numerical skills to solve them.

You may find some of the mathematics questions more difficult than you are used to. This is because the questions are testing your ability to use the knowledge you have already to solve new problems.

This booklet includes examples of some of the question types you will see in your actual test. In the actual test, you may see different types of questions to those shown here.

Example Mathematical and Non-Verbal Skills questions

This section includes example questions for you to practise on. An answer sheet is included at the end of the Mathematics and Non-Verbal Skills questions on page 25. You should use this answer sheet to practise recording your answers for each question.

Answers and solutions to the questions are included at the end of this booklet on page 26.

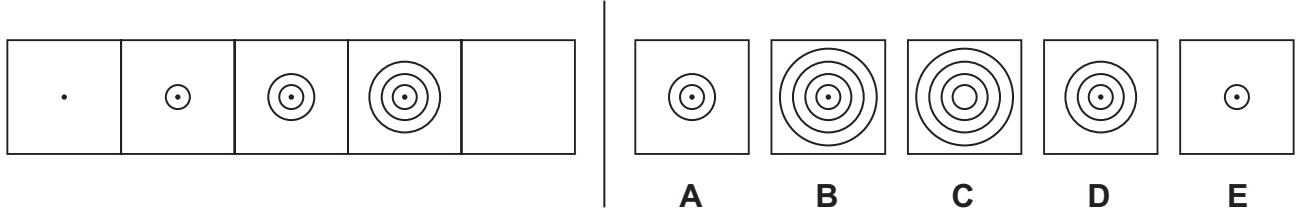
Non-Verbal Reasoning

Series

To the left in the example below there are five squares arranged in order. One of these squares has been left empty.

You must identify which of the five squares on the right should take the place of the empty square.

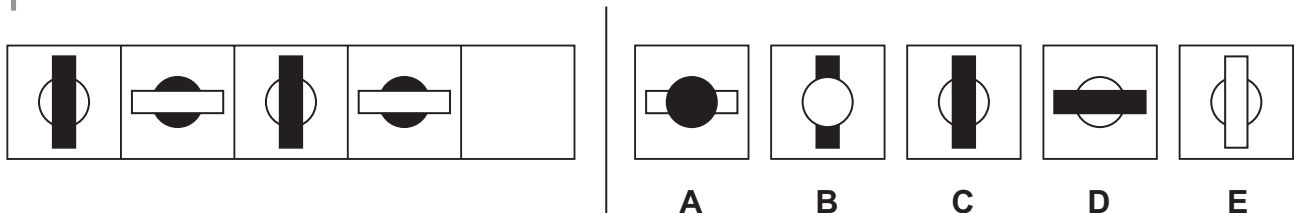
Example



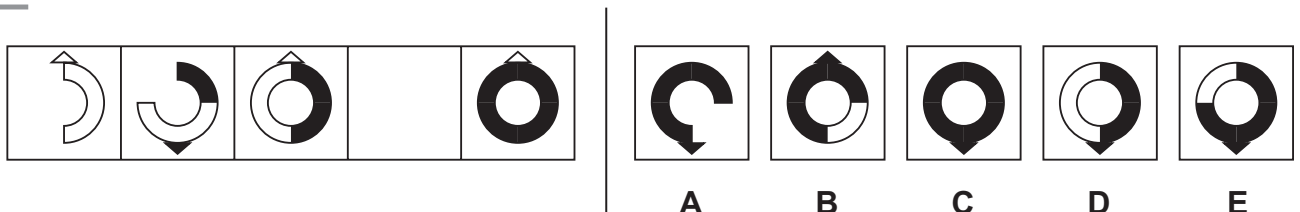
In this series each design has a central dot, to which an additional outer ring is added each time. Since the last given square in the series includes three rings with a central dot, the next square in the series will have four rings and a central dot. Option **B** has been marked on the answer sheet on page 25.

Now try these two practice questions and mark your answers on the answer sheet on page 25.

P1



P2

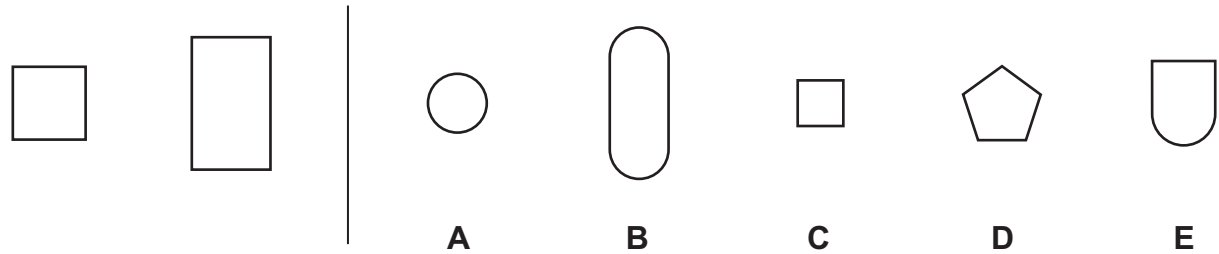


Classes like

On the left of the example below there are two figures that are alike. On the right there are five more figures. One of these is **most like** the two figures on the left.

You must find this shape.

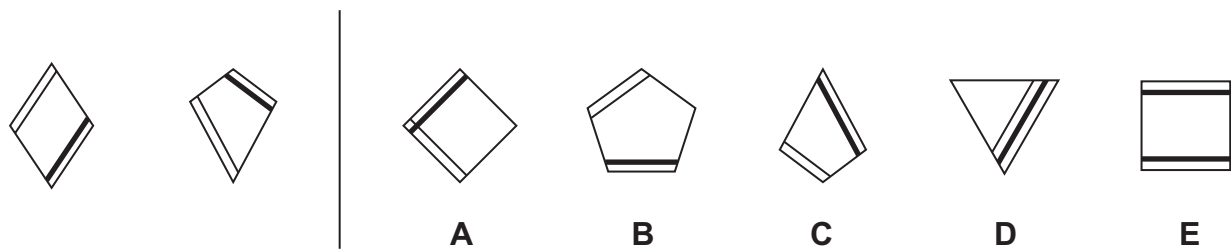
Example



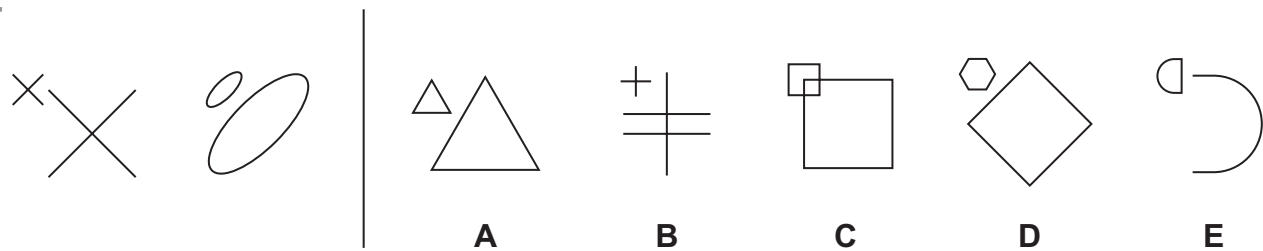
The two given shapes both have four sides. There is only one answer option where the shape has four sides. This makes **C** the correct answer, as shown on the answer sheet on page 25.

Now try these two practice questions and mark your answers on the answer sheet on page 25.

P3



P4






Codes

To answer these questions you have to work out a code. On the left are some shapes and the codes that go with them.

You must decide how the code letters go with the shapes. Then find the correct code for the test shape from the set of five codes on the right.


Example

	SX	TEST SHAPE		SZ	TY	TX	ST	TZ
	SY		A	B	C	D	E	
	TZ							



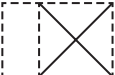

This code has two letters. The first letter is the same for both shaded shapes, so S must be the code for shading and T the code for white. The second letter is different for each shape, so X, Y and Z must be the codes for arrow, square and diamond, respectively. Therefore the test shape must have an S code for shading and a Z code for diamond. So the correct answer is **SZ** and option **A** has been marked on the answer sheet on page 25.

Now try these two practice questions and mark your answers on the answer sheet on page 25.

P5

	UY			VZ	WY	VY	WZ	UZ
	VZ		A	B	C	D	E	
	WZ							

P6

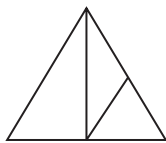
	XLG			XLH	YLG	ZXG	XMH	YLH
	YMG		A	B	C	D	E	
	ZLH							

Hidden shapes

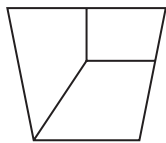
These questions contain hidden shapes. The shape beneath the five diagrams is the target shape. The target shape is hidden in one of the five diagrams above it.

It is exactly the same size as the target shape, but it may have been rotated (spun round) where it is hidden. All of the sides of the target shape must be visible in the diagram where it is hiding. Choose which of the five diagrams contains the hidden target shape.

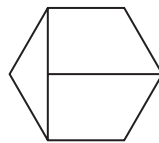
Example



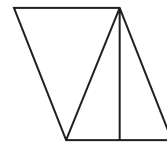
A



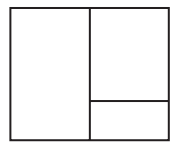
B



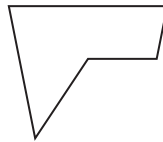
C



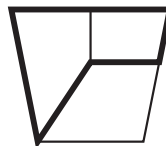
D



E

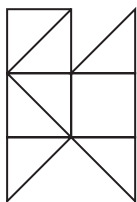


The hidden target shape is shown in bold below so that you can clearly see the answer is **B**, and this has been marked on the answer sheet on page 25.

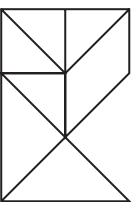


Now try these two practice questions and mark your answers on the answer sheet on page 25.

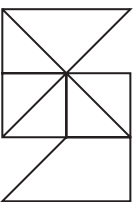
P7



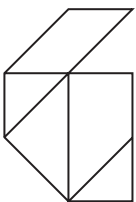
A



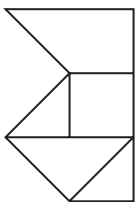
B



C



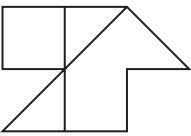
D



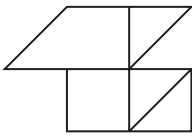
E



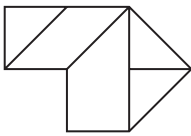
P8



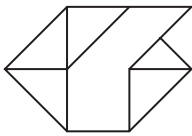
A



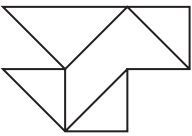
B



C



D



E

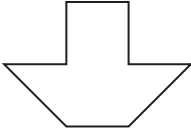
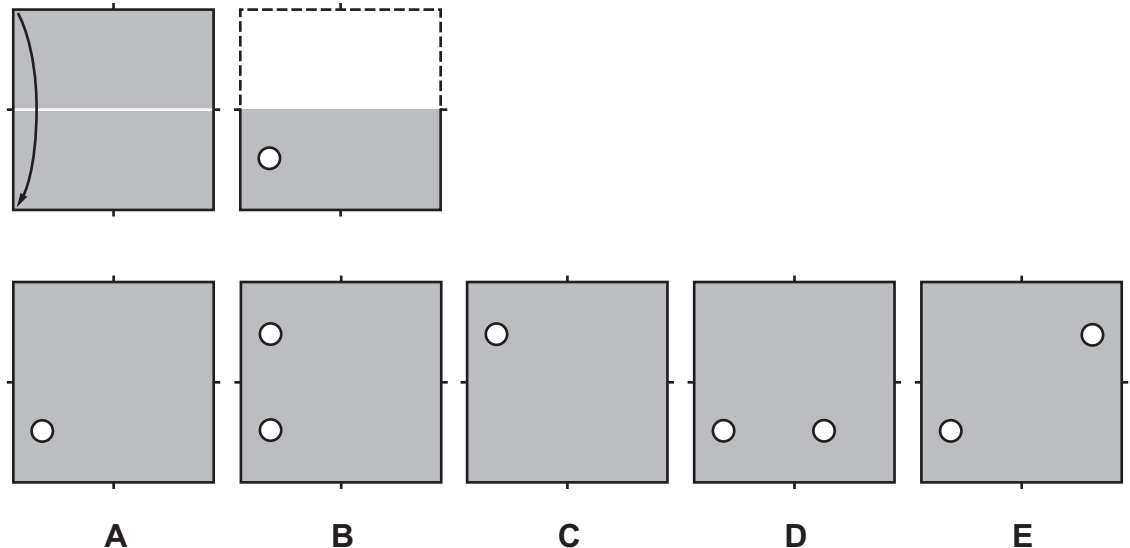


Figure analysis

These questions are about folding paper and punching holes in it. You must decide how the paper would look when it is unfolded. Choose which of the five squares beneath the folded squares shows how the paper would look when it is unfolded.

Example

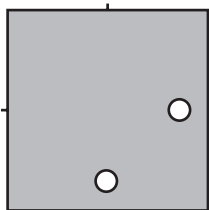
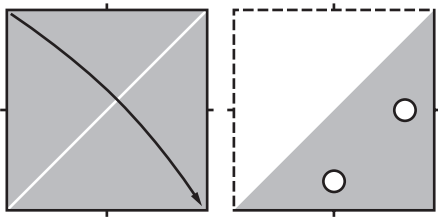


The two squares at the top show how the paper is folded and punched through. The first square shows the paper at the start. The white line shows the crease and the arrow shows the direction of the fold.

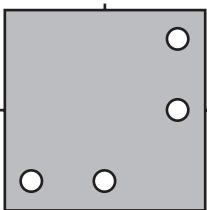
The paper is folded down, so where the paper was before folding is marked by dashed lines. A hole is punched after the fold is made. This is shown by the white circle in the second square. Because the paper is folded over, the hole goes through two layers. When unfolded, there will be two holes, one hole in the top half and one in the bottom half, both on the left-hand side of the paper. The correct answer is option **B** and this has been marked on the answer sheet on page 25.

Now try these two practice questions and mark your answers on the answer sheet on page 25.

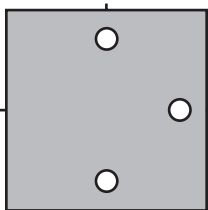
P9



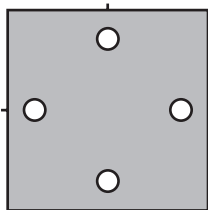
A



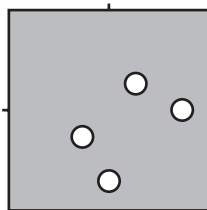
B



C

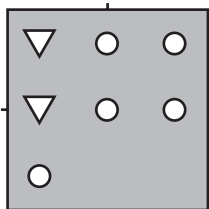
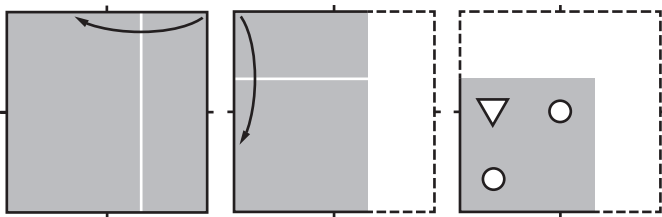


D

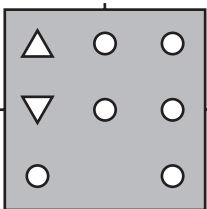


E

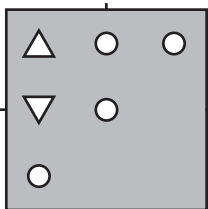
P10



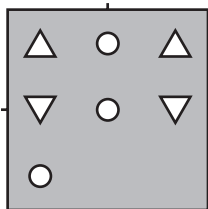
A



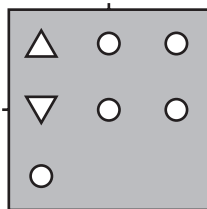
B



C



D



E

Mathematics

Try these practice questions and mark your answers on the answer sheet on page 25.

P1

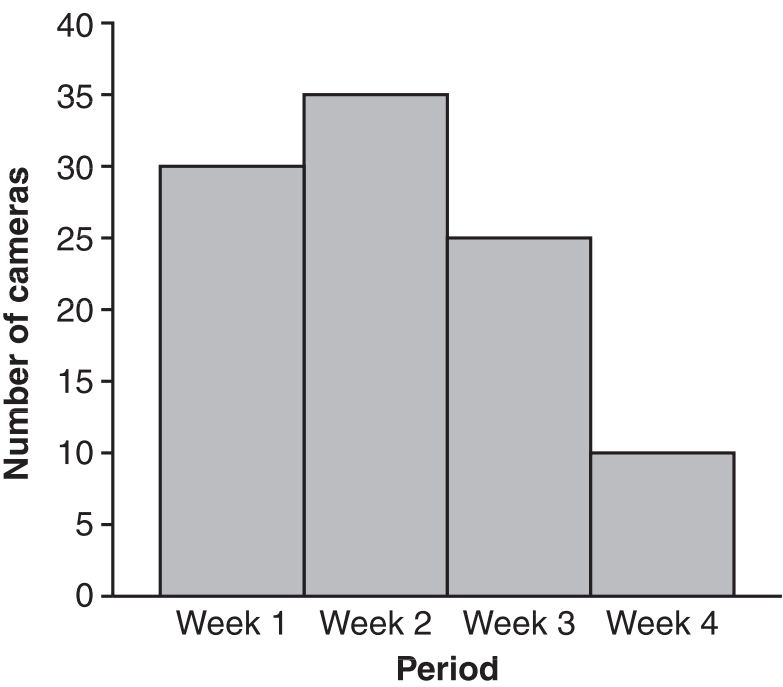
A primary school has 261 pupils in Junior and Infant classes.
There are 107 pupils in the Junior classes.

How many pupils are in the Infant classes?

- A** 154 **B** 368 **C** 166 **D** 174 **E** 164
-

P2

This bar chart shows the number of cameras sold by a shop in four weeks.



How many more cameras were sold in Week 3 than in Week 4?

- A** 15 **B** 3 **C** 25 **D** 10 **E** 20

P3

Which of these numbers is the largest?

- A** 7.60 **B** 7.17 **C** 7.3 **D** 7.09 **E** 7.8
-

P4

ZOO	
Admission Fees	
Adult	£4.50
Senior Citizen	£3
Child	£2.50

How much will it cost for 2 adults, 3 children and 1 senior citizen to go to the zoo?

- A** £16.50
B £10.00
C £20.50
D £19.50
E £18.50



Candidate's Name
School Name

DATE OF TEST		
Day	Month	Year

CANDIDATE NUMBER									

SCHOOL NUMBER									

DATE OF BIRTH		
Day	Month	Year

Please mark boxes with a thin horizontal line like this

NON-VERBAL REASONING PRACTICE QUESTIONS

Page 16

EXAMPLE	P1	P2
A <input type="checkbox"/>	A <input type="checkbox"/>	A <input type="checkbox"/>
B <input checked="" type="checkbox"/>	B <input type="checkbox"/>	B <input type="checkbox"/>
C <input type="checkbox"/>	C <input type="checkbox"/>	C <input type="checkbox"/>
D <input type="checkbox"/>	D <input type="checkbox"/>	D <input type="checkbox"/>
E <input type="checkbox"/>	E <input type="checkbox"/>	E <input type="checkbox"/>

Page 17

EXAMPLE	P3	P4
A <input type="checkbox"/>	A <input type="checkbox"/>	A <input type="checkbox"/>
B <input type="checkbox"/>	B <input type="checkbox"/>	B <input type="checkbox"/>
C <input checked="" type="checkbox"/>	C <input type="checkbox"/>	C <input type="checkbox"/>
D <input type="checkbox"/>	D <input type="checkbox"/>	D <input type="checkbox"/>
E <input type="checkbox"/>	E <input type="checkbox"/>	E <input type="checkbox"/>

Page 18

EXAMPLE	P5	P6
A <input checked="" type="checkbox"/>	A <input type="checkbox"/>	A <input type="checkbox"/>
B <input type="checkbox"/>	B <input type="checkbox"/>	B <input type="checkbox"/>
C <input type="checkbox"/>	C <input type="checkbox"/>	C <input type="checkbox"/>
D <input type="checkbox"/>	D <input type="checkbox"/>	D <input type="checkbox"/>
E <input type="checkbox"/>	E <input type="checkbox"/>	E <input type="checkbox"/>

Pages 19–20

EXAMPLE	P7	P8
A <input type="checkbox"/>	A <input type="checkbox"/>	A <input type="checkbox"/>
B <input checked="" type="checkbox"/>	B <input type="checkbox"/>	B <input type="checkbox"/>
C <input type="checkbox"/>	C <input type="checkbox"/>	C <input type="checkbox"/>
D <input type="checkbox"/>	D <input type="checkbox"/>	D <input type="checkbox"/>
E <input type="checkbox"/>	E <input type="checkbox"/>	E <input type="checkbox"/>

Pages 21–22

EXAMPLE	P9	P10
A <input type="checkbox"/>	A <input type="checkbox"/>	A <input type="checkbox"/>
B <input checked="" type="checkbox"/>	B <input type="checkbox"/>	B <input type="checkbox"/>
C <input type="checkbox"/>	C <input type="checkbox"/>	C <input type="checkbox"/>
D <input type="checkbox"/>	D <input type="checkbox"/>	D <input type="checkbox"/>
E <input type="checkbox"/>	E <input type="checkbox"/>	E <input type="checkbox"/>

MATHEMATICS PRACTICE QUESTIONS

Pages 23–24

P1	P2	P3	P4
154 <input type="checkbox"/>	15 <input type="checkbox"/>	7.60 <input type="checkbox"/>	£16.50 <input type="checkbox"/>
368 <input type="checkbox"/>	3 <input type="checkbox"/>	7.17 <input type="checkbox"/>	£10.00 <input type="checkbox"/>
166 <input type="checkbox"/>	25 <input type="checkbox"/>	7.3 <input type="checkbox"/>	£20.50 <input type="checkbox"/>
174 <input type="checkbox"/>	10 <input type="checkbox"/>	7.09 <input type="checkbox"/>	£19.50 <input type="checkbox"/>
164 <input type="checkbox"/>	20 <input type="checkbox"/>	7.8 <input type="checkbox"/>	£18.50 <input type="checkbox"/>

Practice questions: answers and solutions

English

P1

The answer is **C**. The first paragraph tells us about the location of the Amazon rainforest. This includes reference to two specific countries, Brazil and Bolivia (line 2), where the Amazon rainforest is located. One of these countries, **Bolivia**, is listed in the answer options. Therefore this must be the correct answer.

P2

The answer is **B**. 'Depend' is closest in meaning to the word 'rely' on line 8.

P3

The answer is **A**. In this sentence 'remarkible' is the word with a spelling mistake. The correct spelling is **remarkable**.

P4

The answer is **N**. In this sentence there are no spelling mistakes. When there are no spelling mistakes, you should mark N on your answer sheet.

Verbal Reasoning

P1

The answer is **B**. In this sentence, the last two letters of 'formula' and the first two letters of 'teaches' combine to form the word **late**.

P2

The answer is **E**. In this sentence, the last letter of 'laughter' and the first three letters of 'after' combine to form the word **raft**.

P3

The answer is **B** and **Z**. The words given in the sentence are 'rain' and 'wind'. Considering the answer options for each of these words, the theme that best completes the sentence is elements of nature. So the answer is 'Rain is to **water** as wind is to **air**'.

P4

The answer is **C** and **Y**. The words given in the sentence are 'stone' and 'plastic'. Considering the answer options for each of these words, the theme that best completes the sentence is the type of material. So the answer is 'Stone is to **natural** as plastic is to **artificial**'.

P5

The answer is **C**. The first letter in each pair alternates between increasing by one and two letters each time. The second letter in each pair alternates between decreasing by one and two letters each time. Using the same pattern, the next pair of letters after JL is **KK**.

P6

The answer is **A**. Here, there are two series: one connecting CH, BD and the target pair; and the other connecting FF and EB. If we focus on the series CH, BD, [?], the first letter moves one place back in the alphabet each time and the second letter moves four places back in the alphabet each time. This means we reach **AZ**, which is answer option **A**. Note that when counting back four letters from D, we need to go back to the end of the alphabet, Z.

Non-Verbal Reasoning

P1

The answer is **C**. This is a series which alternates between two different designs. Option C is correct because it is identical to the first and third designs in the series.

P2

The answer is **E**. In this series, there is a ring shape in the middle which progresses from half a ring to a full ring and gradually becomes more and more shaded. The other element is a small triangle which alternates between the top and bottom of the ring and alternates between white and black. Option E is correct, because by the fourth square in the series the ring is complete and three-quarters of the ring should be shaded. There should also be a small black triangle at the bottom of the ring, as this is the opposite to the square before.

P3

The answer is **C**. The two given shapes for this question both have four sides. One side has a thin additional internal line; the opposite side has a thick additional internal line. Options A, C and E are all shapes with four sides. However, only option C has the correct type and position of internal lines.

P4

The answer is **A**. The two given images for this question each include a small and large copy of the same shape. These small and large shapes are in the same orientation as each other and they do not touch. Options A and C both have identical small and large shapes but it is only in option A that the shapes don't touch.

P5

The answer is **C**. This code has two letters. The first letter in each code is for the number of vertical lines at the top of each diagram: U is for three lines, V is for two lines and W is for one line. The second letter is for the direction that the pair of lines at the bottom of each diagram are pointing: Y is for lines pointing in opposite directions and Z is for lines pointing in the same direction. Therefore the test shape must have V for two vertical lines at the top of the diagram and Y for the bottom two lines pointing in opposite directions. So the correct answer is VY.

P6

The answer is **D**. This code has three letters. The first letter in each code is for the style of the outer line: X is for a thin solid line, Y is for a dashed line and Z is for a thick solid line. The second letter is for the shading on the left of the shape, so L is for diagonal lines and M is for white. The third letter represents the design of the cross in the right of the design, so G is for x and H is for +. Therefore the test shape must have an X for a thin solid line, M for white shading on the left and H for + on the right of the shape. So the correct answer is XMH.

P7

The answer is **E**. The hidden target shape has been shown in bold below so that you can clearly see it.



P8

The answer is **C**. The hidden target shape has been shown in bold below so that you can clearly see it.



P9

The answer is **D**. The paper was folded over diagonally from top to bottom, as shown in the first square. Two holes have been punched after the paper was folded over, as shown in the second square. The holes have gone through two layers. When unfolded, you will get a mirror image of the two holes the opposite side of the fold, so you end up with four holes, one at the centre of each edge.

P10

The answer is **E**. The paper was first folded over from right to left, as shown in the first square. Then the paper was folded over again from top to bottom, as shown in the second square. Finally, one triangle and two holes were punched into the paper as shown in the third square. Once unfolded upwards, we get mirror images of the triangle and one of the holes along the top of the paper. Once unfolded again from left to right, we get mirror images of two of the holes on the right-hand side of the paper. This is shown in E.

Mathematics

P1

The answer is **A**. If you start with the total number of pupils in Junior and Infant classes (261) and subtract the number of pupils in the Junior classes (107), you are left with 154 pupils in the Infant classes, which is answer option A.

P2

The answer is **A**. 25 cameras were sold in week 3 and 10 cameras were sold in week 4. To work out the difference, you subtract 10 from 25, which is 15 and answer option A.

P3

The answer is **E**. To compare the size of the numbers, we need to think about place value. Since all of the numbers have 7 in the units column, we need to look at the tenth values (just after the decimal place). Option E (7.8) has the largest tenth value, therefore this is the largest of the numbers and the correct answer.

P4

The answer is **D**. The table shows the admission fees for different age groups. The fee for an adult is £4.50, so the fee for two adults is £9. The fee for a child is £2.50, so the fee for three children is £7.50. The fee for one senior citizen is £3. To get the total cost you need to add £9, £7.50 and £3, which gives £19.50.

Copyright © GL Assessment Limited, 2025.

GL Assessment Limited owns all intellectual property rights in the publication. GL Assessment Limited reserves all of its rights in the publication, including translation.

Published by GL Assessment, 1st Floor, Vantage London, Great West Road, Brentford TW8 9AG.

GL Assessment® is a registered trademark of GL Education, a Renaissance Company.

Typeset and printed in Great Britain.

Code 6827 126
0.3(09.25) PF